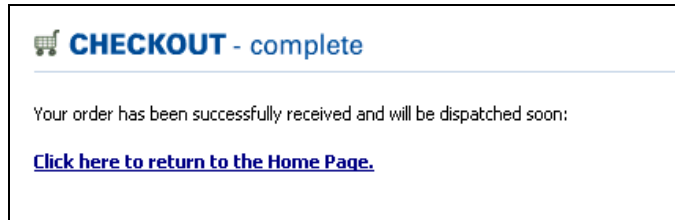


- Click **Submit** to confirm the order.



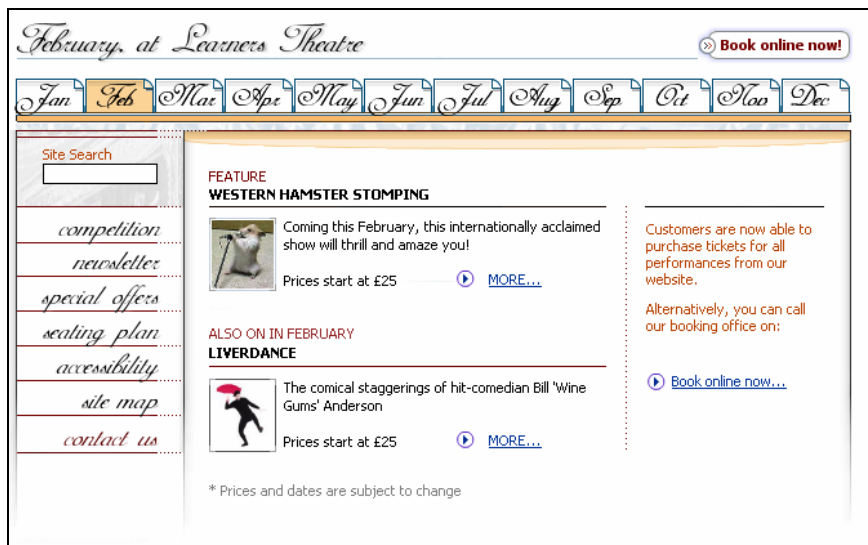
- Print the confirmation page, then click where indicated to return to the home page.

Consumer - Booking Tickets

Tickets for the theatre, the cinema, music concerts and other cultural events can often be purchased online. One advantage of buying in this way is that you avoid having to stand in long queues. This exercise uses the example of booking theatre tickets.

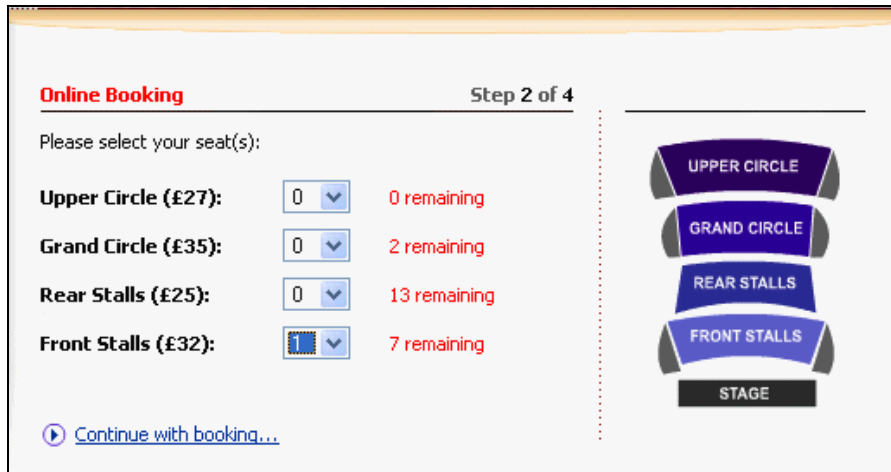
Exercise 75

- Go to the **Learners Theatre** web site. You have heard about a new show, featuring singing and dancing hamsters, starting in February.
- Select the **Feb** tab. The forthcoming shows are displayed.



Block 3 e-Participation


3. Click **MORE...** next to **Western Hamster Stomping** to reveal further information.
4. Select **Book online now**. Use the drop down field for the date to select the performance on **February 20** and click **Continue with booking**.
5. Select **1** ticket for the **Front Stalls**.



The screenshot shows a web interface for online booking, titled "Online Booking" and "Step 2 of 4". It prompts the user to "Please select your seat(s):". There are four options listed with dropdown menus for quantity and "remaining" counts:

Seat Category	Price	Quantity	Remaining
Upper Circle	£27	0	0 remaining
Grand Circle	£35	0	2 remaining
Rear Stalls	£25	0	13 remaining
Front Stalls	£32	1	7 remaining

Below the list is a "Continue with booking..." button. To the right is a seating chart diagram with sections labeled: UPPER CIRCLE, GRAND CIRCLE, REAR STALLS, FRONT STALLS, and STAGE.

6. Click **Continue with booking...** again.
 7. You will pay by **Switch/Maestro/Solo**, card number **1234567890987654**, which expires **05/10** and has an issue number of **1**. Enter your own name as **Name on card**.
 8. Complete all these details and click **Continue with booking**.
 9. At the confirmation page, you realise you have forgotten to check your diary and may have a prior booking for 20th. To cancel the booking, click **Cancel**.
-  *There will always be an option to cancel, which you may need to use, on real web sites. These steps are to show you an example of the process involved.*
10. After checking your diary, you discover the 20th is free after all. Repeat steps **3** to **8**.
 11. At the confirmation page select **Confirm booking**.
 12. Print the confirmation and then click **Return to homepage**.